



District Report Card: 2017


State: Bihar	District: Madhepura
Class: 8	Subject: Language
Schools: 50	Students: 1081


Participation/Coverage


Students

<div>GENDER</div> <div></div>	Boys				Girls			
	Number		%		Number		%	
	476		44.03		605		55.97	

<div>AREA</div> <div></div>	Rural				Urban			
	Number		%		Number		%	
	1078		99.72		3		0.28	

<div>CATEGORY</div> <div></div>	SC		ST		OBC		GEN	
	Number	%	Number	%	Number	%	Number	%
	179	16.56	0	0.00	818	75.67	84	7.77

<div>CWSN</div> <div></div>	LD	VI	HI	S&LD	ID	Oth
	3	0	0	1	0	1

<div>Management</div> <div></div>	Government			Government-aided		
	Number		%	Number		%
	1081		100.00	0		0.00

Average Performance of Students in Language (%)

Overall	Gender		Area		Management		Social Group			
	Male	Female	Rural	Urban	Govt.	Aided	SC	ST	OBC	GEN
57.18	59.92	55.03	57.21	46.67	57.18	0.00	52.55	0.00	57.42	64.76

Performance on Learning Outcomes (LOs)

Learning Outcomes	Description	Average Performance(%)
L813	Read textual/non-textual materials with comprehension and identifies the details, characters, main idea and sequence of ideas and events while reading	57.18

Range of Performance of Students who Answered Correctly							
Below 30%		30% - 50%		50% - 75%		Above 75%	
Number	%	Number	%	Number	%	Number	%
153	14.15	237	21.92	441	40.80	250	23.13

Lowest Performing Learning Outcomes (LOs)

1 - Read textual/non-textual materials with comprehension and identifies the details, characters, main idea and sequence of ideas and events while reading (57.18)